







Land Use Key	
	Hotel
	Retail
	Residential
	EC-Mixed Use (Office 45%, Residential 25%, Industrial 20%, Retail 10%)
	Hospital (Hospital & Office Uses Allowed, Schematically Approved for Medical Campus)
	SOLD

Quadrant A Zone	Bldg. Type	Square Footage	Acres	
1	HC	Retail	1,375 – 4,000	1.2
2	HC	Retail	2,340 – 4,500	0.8
3	HC	Retail	2,340 – 4,500	0.8
4	HC	Retail	2,340 – 4,500	0.9
5	HC	Retail	3,640 – 11,700	1.3
6	HC	Retail	2,340 – 8,100	0.9
7	HC	Retail	2,340 – 8,100	0.9
8	HC	Retail	2,340 – 8,100	0.9
9	HC	Hotel	47,850 – 75,400	2.6
10	HC	Hotel	47,850 – 75,400	3.4
11	HC	Hotel	47,850 – 75,400	2.6
12	EC-50	Office	6,600 – 21,120	1.1
13	EC-50	Office	6,000 – 19,200	1.0
14	EC-50	Office	6,000 – 19,200	1.0
15	EC-50	Office	6,000 – 19,200	1.0
16	HC	Retail	2,600 – 9,000	1.0
17	HC	Retail	2,600 – 9,000	1.0
18	HC	Retail	1,125 – 4,000	0.9
19	EC-50	Office	6,000 – 19,200	1.0
20	EC-50	Office	6,000 – 19,200	1.0
21	EC-50	Office	7,200 – 23,040	1.2
22	EC-50	Office	27,000 – 86,400	4.5
23	EC-50	Office	39,230 – 125,520	6.2
24	EC-50	Hotel	50,000 – 85,000	2.8
25	MD	Multi-Fam	23,400 – 74,880	4.6
26	MD	Multi-Fam	20,400 – 65,280	3.4
27	MD	Multi-Fam	18,000 – 57,600	3.0
Subtotal				
	Office	110,030 – 352,080	11.8	
	Retail	25,380 – 75,500	10.6	
	Hotel	193,550 – 311,200	17.6	
		61,800 – 197,760	11.0	
Multi-Fam Total				
		390,760 936,540	51.0	